



# THE MAYFIELD III

3 BED | 2.5 BATH



ELEVATION C



ELEVATION A



ELEVATION B



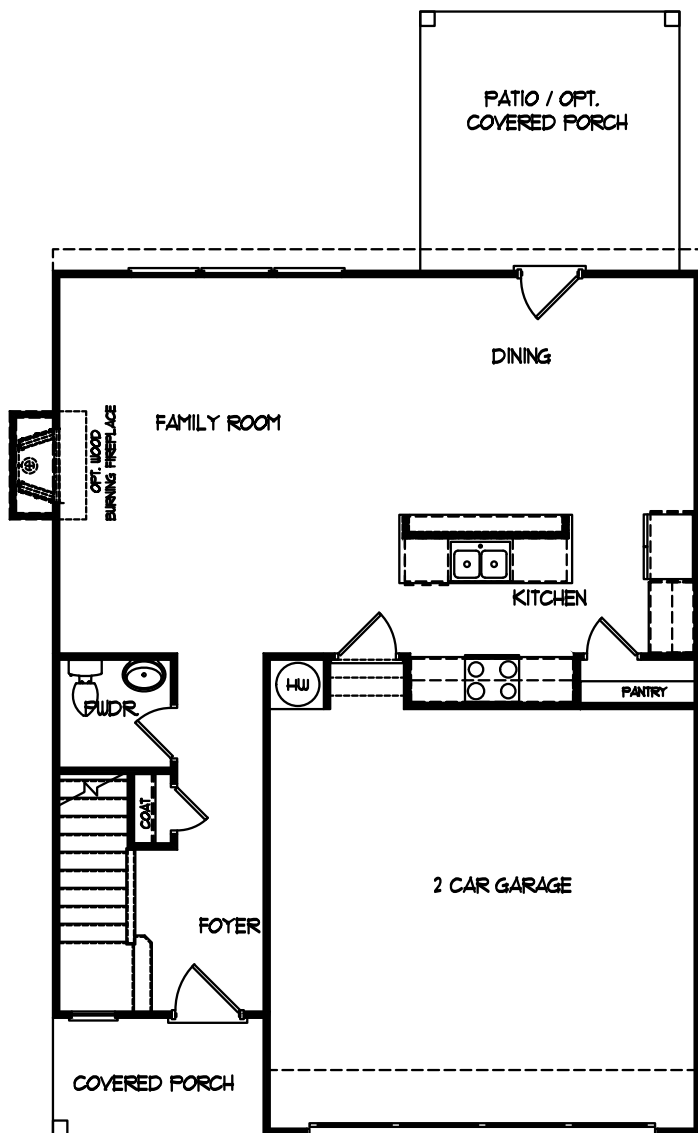
All home and community information (including but not limited to any and all pricing, availability, incentives, floor plans, site plans, features, utility information standards and options assessments, fees, planned amenities, special offerings, conceptual artists' renderings and community development plans, square footage and dimensions) is not guaranteed and remains subject to change, availability or delay without notice. Maps are not to scale. Actual siting of homes will be determined by the site and plot plan. All floorplans are property of the Builder. For any questions, please see a Sales Associate. Sales and Marketing by Tamra Wade Team. 1-30-26

**RE/MAX**   
POWERED BY  
**TAMRA WADE**

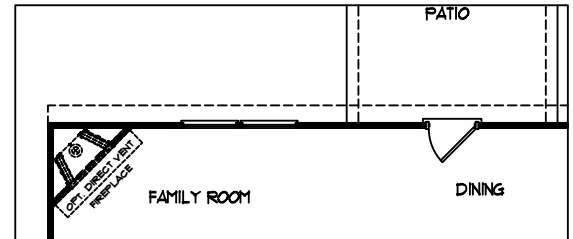


# THE MAYFIELD III

3 BED | 2.5 BATH



MAIN FLOOR



OPT. CORNER FIREPLACE

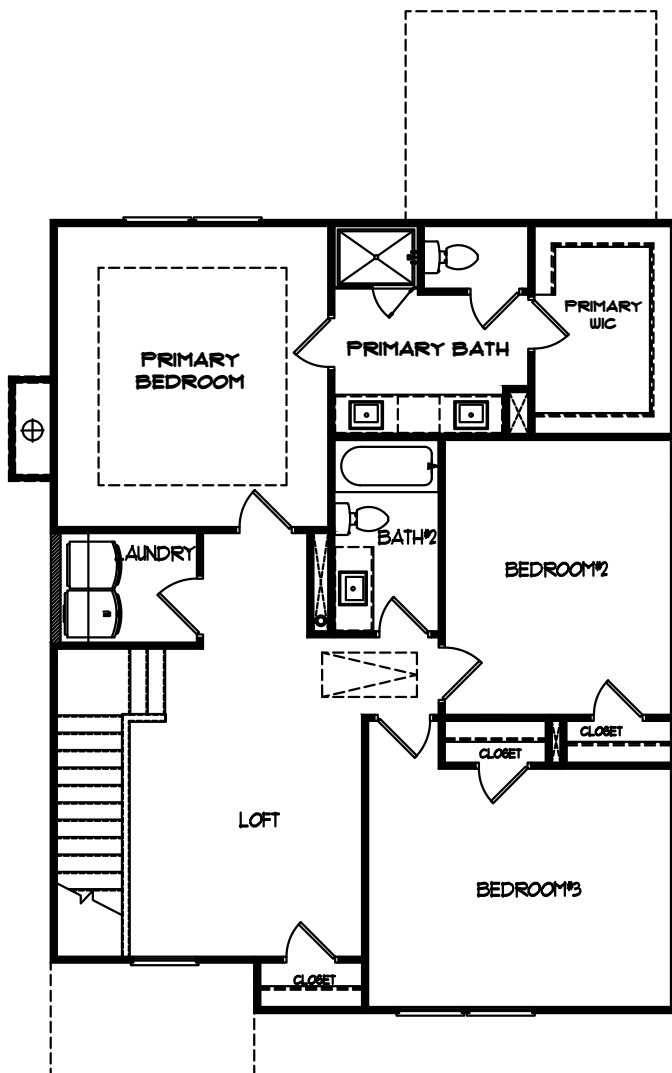


All home and community information (including but not limited to any and all pricing, availability, incentives, floor plans, site plans, features, utility information standards and options assessments, fees, planned amenities, special offerings, conceptual artists' renderings and community development plans, square footage and dimensions) is not guaranteed and remains subject to change, availability or delay without notice. Maps are not to scale. Actual siting of homes will be determined by the site and plot plan. All floorplans are property of the Builder. For any questions, please see a Sales Associate. Sales and Marketing by Tamra Wade Team. 1-30-26

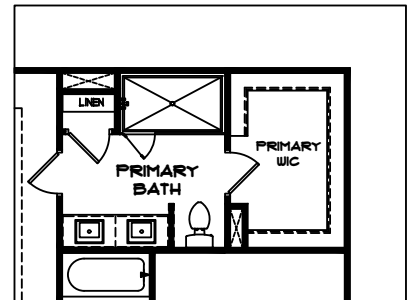
**RE/MAX**   
POWERED BY  
**TAMRA WADE**

# THE MAYFIELD III

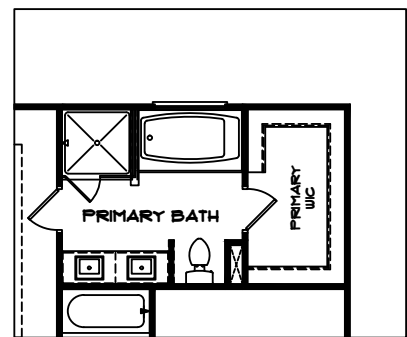
3 BED | 2.5 BATH



SECOND FLOOR



OPT. PRIMARY BATH  
SUPER SHOWER



OPT. PRIMARY BATH  
WITH SHOWER  
AND GARDEN TUB